


Step1.
Make the hose kit for master cylinder through the bike frame




Step2.
Assemble parts 1,2,3 in order




Step3.
Unscrew the bleeding nut
(Note: keep screw hole up to prevent oil spilling)



Step4.
Cut off the front of connector by sharp-nose pliers and connect with the master cylinder right away to prevent oil spilling



Step5.
Hold the hose kit and press it down while fixing
(Note: keep pressing to fix it in place, tightening torque at 70kg/cm)



Step6.
Fix the lever(master cylinder)on the handlebar and complete the angle of needed

